







## Home Learning Weekly Guide

Our theme this week is: My Family

Year: EYFS Week 1 (WB 20/4/20)	Monday	Tuesday	Wednesday	Thursday	Friday
<p><b>Maths</b></p> <p>Revise counting to 20</p> <p>2D Shape Focus</p>	<p><b>Warm Up - Counting to 20</b>  <a href="https://www.youtube.com/watch?v=g7G9UsRMDy8">https://www.youtube.com/watch?v=g7G9UsRMDy8</a></p> <p><b>Activity - Counting on</b>            Practise counting on from given numbers e.g. grown up says 7, your child says next 3 numbers. Challenge, can your child write the next 3 numbers too? (Work within numbers to 20, extending if appropriate)</p>	<p><b>Warm Up - 2D Shape Song (Mister Maker)</b>  <a href="https://www.youtube.com/watch?v=y4HDHid4RYA">https://www.youtube.com/watch?v=y4HDHid4RYA</a></p> <p><b>Activity- 2D Shape Recognition</b>            Play matching and shape recognition game on Classroom Secrets (FREE!);  <a href="https://kids.classroomsecrets.co.uk/resource/reception-2d-shapes-recognition-game/">https://kids.classroomsecrets.co.uk/resource/reception-2d-shapes-recognition-game/</a></p>	<p><b>Warm Up - 2D Shape Song</b>  <a href="https://www.youtube.com/watch?v=WTeqUeif3D0">https://www.youtube.com/watch?v=WTeqUeif3D0</a></p> <p><b>Activity - Guess the 2D Shape</b>            Place a selection of 2D objects in a bag (e.g. a book, CD, coaster, coin etc). Challenge your child to close their eyes and guess the shape of the object. Encourage use of key maths words e.g. circle, rectangle, square, corners, round, flat, sides)</p>	<p><b>Warm Up - 2D Shape Song and Dance</b>  <a href="https://www.youtube.com/watch?v=ElQoMOCJw8w">https://www.youtube.com/watch?v=ElQoMOCJw8w</a></p> <p><b>Activity - Help the Toy</b>            Collect a selection of 2D objects (e.g. a plate, magazine, a triangle flag (can create your own using paper, card), square cushion). Use the toy to try and name/describe the shapes - but making mistakes! Ask your child to help the toy name and describe the shapes.</p>	<p><b>Warm Up -2D Shape Song</b>  <a href="https://www.youtube.com/watch?v=0EbrDtCAFdU">https://www.youtube.com/watch?v=0EbrDtCAFdU</a></p> <p><b>Activity - Think of a Rule</b>            Grown up pretends they are getting muddled between a square and a rectangle. What's the same? What's different? Can your child help you think of a rule so you can spot a square and a rectangle?</p>
<p><b>Phonics</b>            The Phonics Play website is now free!  <a href="https://www.phonicsplay.co.uk/">https://www.phonicsplay.co.uk/</a></p> <p><b>Username: march20</b></p> <p><b>Password: home</b></p> <p>There is no need to print off the resources - the activities can be played on screen.</p> <p>The website <a href="https://classroomsecrets.co.uk/">https://classroomsecrets.co.uk/</a> is offering free Phonics resources which are well worth a look.</p> <p><b>During week, practise reading and spelling I, to, no, go, the.</b></p>	<p>. View ng lesson on Tapestry</p> <p>Practise reading and spelling I to, no, go, the, into, he, she</p>	<p>View ai lesson on Tapestry</p> <p>Practise reading and spelling I to, no, go, the, into, he, she</p>	<p>View ee on Tapestry</p> <p>Practise reading and spelling I to, no, go, the, into, he, she</p>	<p>View igh on Tapestry</p> <p>Practise reading and spelling I to, no, go, the, into, he, she</p>	<p>.View recap lesson – ng ai ee igh</p> <p>Practise reading and spelling I to, no, go, the, into, he, she</p>
<p><b>Reading</b>  <b>Please read with your child every day - it really makes all the difference!</b></p>	<p>Share a book with your child. Free online phonics books are available on the Oxford Owl website;  <a href="https://www.oxfordowl.co.uk/for-home/find-a-book/library-page/">https://www.oxfordowl.co.uk/for-home/find-a-book/library-page/</a>            Encourage your child to say, then blend the sounds to read the words. Remind your child that if they already know the word then they don't need to 'sound out' it out. Can your child spot any tricky words? It's a good idea to get your child to re-read the sentences too . This helps to improve your child's reading fluency and their understanding of what they have read.</p>	<p>Read a familiar story and spot tricky words e.g. the, he, she, go</p>	<p>Read a story with your child and ask them to describe their favourite part of the story.</p>	<p>Read a simple rhyming story with your child (Julia Donaldson has written many!) or sing nursery rhymes with your child. Practise spotting any rhyming words.</p>	<p>Read a traditional story to your child. The website below has free stories.  <a href="http://www.communication4all.co.uk/http/Traditionaltales.htm">http://www.communication4all.co.uk/http/Traditionaltales.htm</a>.</p> <p>Challenge your child to join in with repeated phrases.</p>

<b>Year: EYFS</b> <b>Week 1 (WB 20/4/20)</b>	<b>Monday</b>	<b>Tuesday</b>	<b>Wednesday</b>	<b>Thursday</b>	<b>Friday</b>
<p>Topic/creative challenge</p> <p><b>My Family</b></p>	<p>Look at family photographs with your child and discuss the changes over time. Show your child photos of themselves at different ages. What can they do now that they couldn't do when they were a baby or 1 year old? Explain that everyone was a baby once!</p> 	<p>Draw a simple family tree with your child explaining how family members link together.</p> 	<p>Play a family board game together. Talk about taking turns and playing fairly.</p> 	<p>Help set the table for lunch or dinner. Write name cards showing family members where to sit. Write a menu showing what is for lunch/dinner. Could your child act as a waiter/waitress and take orders for drinks?</p> 	<p>Talk with your family about your favourite music and songs. Ask your child to sing one of their favourite songs for you. Perhaps you could video your child singing their song and post it on Tapestry.</p> 