







Home Learning Weekly Guide

Our theme this week is: My Family

Year: EYFS Week 2 (W/B 27/4/20)	Monday	Tuesday	Wednesday	Thursday	Friday
<p>Maths 3D Shape</p> <p>(NB Please also remember to get some counting into your daily routine e.g. counting cutlery, biscuits, books, jumps, pencils)</p>	<p>Warm Up – 3D Shape Song https://www.youtube.com/watch?v=guNdJ5MtX1A</p> <p>Activity – 3D Shape Hunt With your child, go on a 3D shape hunt around your home. Can you find objects shaped like spheres, cubes, cuboids, cylinders, cones and pyramids? Which 3D shapes were the hardest to find? Encourage your child to name and describe the shapes e.g. edges, faces, corners, straight, curvy, round etc</p>	<p>Warm Up – 3D Shape Song https://www.youtube.com/watch?v=2cg-Uc556-Q</p> <p>Activity- 3D Shape Recognition Prepare a tray with a selection of everyday household 3D shapes e.g. a dice, cereal box, tin of soup, ball. Ask your child to look closely at the shapes and practise naming and describing them. Cover the tray with a tea towel and ask your child to close their eyes. While their eyes are closed hide one of the objects. Replace the tea towel and ask child to open their eyes and guess which object is missing. Repeat!</p>	<p>Warm Up - https://www.youtube.com/watch?v=G79xAbas6Os</p> <p>Activity – Roll/Doesn't Roll Provide your child with a selection of everyday 3D objects e.g. tins, a dice, empty boxes, a ball, a marble. Ask your child to handle, name and describe the 3D shapes. Next, challenge your child to discover which shapes roll and which don't. Do ALL 3D shapes roll? What do you notice about the shapes that roll and the shapes that don't roll?</p>	<p>Warm Up - https://www.youtube.com/watch?v=hGD-omqAOPi&t=31s</p> <p>Activity – Constructing with 3D Shapes Provide your child with a selection of junk modelling 3D shapes e.g. cardboard tubes, empty boxes, yoghurt pots, lids and challenge them to build a model for a particular purpose e.g a bridge for the goats to cross, a chair for baby bear. Which shapes are the easiest to join? Which are more difficult? Can you explain why?</p>	<p>Warm Up – Name the 3D Shape https://www.youtube.com/watch?v=MYoUQyLNUi4</p> <p>Activity – Guess the 3D Shape Prepare a selection of everyday objects and place one object in a bag. With their eyes closed, challenge your child to reach into the bag and guess the shape by touch alone. Encourage your child to use shape words e.g. face, corner, round, curvy, straight when describing the shape.</p>
<p>Phonics The Phonics Play website is now free! https://www.phonicsplay.co.uk/</p> <p>Username: march20 Password: home</p> <p>There is no need to print off the resources - the activities can be played on screen.</p> <p>The website https://classroomsecrets.co.uk/ is offering free Phonics resources which are well worth a look.</p> <p>During week, practise spelling he, she, we, me, be</p> <p>During the week practise reading he, she.</p>	<p>View oa lesson on Tapestry</p> <p>Practise reading and spelling she, he, we, me, be</p>	<p>View oo (as in cool) lesson on Tapestry</p> <p>Practise reading and spelling she, he, we, me, be</p>	<p>View oo (as in look) on Tapestry)</p> <p>Practise reading and spelling she, he, we, me, be</p>	<p>View ar lesson on Tapestry</p> <p>Practise reading and spelling she, he, we, me, be</p>	<p>View recap lesson (oa, oo, ar) on Tapestry)</p> <p>Practise reading and spelling she, he, we, me, be</p>
<p>Reading Please read with your child every day - it really makes all the difference!</p>	<p>Share a book with your child. Free online phonics books are available on the Oxford Owl website; https://www.oxfordowl.co.uk/for-home/find-a-book/library-page/ Encourage your child to say, then blend the sounds to read the words. Remind your child that if they already know the word then they don't need to 'sound out' it out. Can your child spot any tricky words? It's a good idea to get your child to re-read the sentences too. This helps to improve your child's reading fluency and their understanding of what they have read.</p>	<p>Read a familiar family story e.g. 'Five Minutes Peace' by Jill Murphy. https://www.youtube.com/watch?v=EzR6BZFizlI Chat to your child about the story. Does it remind them of their own family life?</p>	<p>Read a familiar family story e.g. 'Owl Babies' by Martin Waddell https://www.tes.com/teaching-resource/owl-babies-power-point-6062704 (Register for free on Tes.co.uk)</p> <p>Discuss the feelings of the baby owls throughout the story.</p>	<p>Read a familiar family story e.g. 'Whatever Next' by Jill Murphy. https://www.tes.com/teaching-resource/whatever-next-powerpoint-7085256</p> <p>With your child, talk about how we can use our imagination at home e.g. an empty box could be a rocket, a car, a den etc. Perhaps the story will inspire your child to use household objects to create a story of their own!</p>	<p>Read a simple poem or nursery rhyme with your child e.g. Oxford Owl 'Family Poems' book: https://www.oxfordowl.co.uk/api/digital_books/1258.html</p> <p>This book contains some wonderful short poems. Challenge your child to spot rhyming words. Which is their favourite poem? Why?</p>

Year: EYFS Week 2 (W/B 27/4/20)	Monday	Tuesday	Wednesday	Thursday	Friday
<p>Topic/creative challenge</p> <p>My Family</p>	<p>Ask your child to draw a picture of the people who live in their house. If they share time across two houses, draw who lives in each house. Ask your child to label their drawings. Challenge – Can you write a sentence about each family member too, using your Phonics and Tricky Word knowledge?</p> 	<p>Have a picnic in your living room or garden. Write a list of what you'll need. Perhaps write invitations for your family. Check you have enough plates and cups. You could invite some of your toys too.</p> 	<p>What jobs do members of your family do? Talk with your child about what their jobs involve. Ask your child what job they would like to do when they grow up.</p> 	<p>Sort out the clean clothes and decide who they belong to. Can you deliver them to the right place in the house? Match the socks into pairs. Do the patterns match? How many socks are there? Are there any odd socks?</p> 	<p>Make a den in your living room (or garden) using, for example, chairs, blankets and sheets. Be creative! Test your den and then think about how you could make it even better. Take a photograph and post on Tapestry.</p> 