









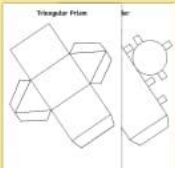





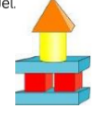
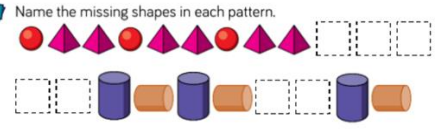


Year: 1	Monday	Tuesday	Wednesday	Thursday	Friday												
<b>Week 1</b>																	
<b>Maths</b>	<p>Sing 3D shape song <a href="https://www.bing.com/videos/search?q=3d+shape+hunt+song&amp;&amp;view=detail&amp;mid=73CC519F21203CBEC08873CC519F21203CBEC088&amp;&amp;FORM=VRDGAR&amp;ru=%2Fvideos%2Fsearch%3Fq%3D3d%2Bshape%2Bhunt%2Bsong%26FORM%3DHDRSC3">https://www.bing.com/videos/search?q=3d+shape+hunt+song&amp;&amp;view=detail&amp;mid=73CC519F21203CBEC08873CC519F21203CBEC088&amp;&amp;FORM=VRDGAR&amp;ru=%2Fvideos%2Fsearch%3Fq%3D3d%2Bshape%2Bhunt%2Bsong%26FORM%3DHDRSC3</a></p> <p>Go on a shape hunt around the house/ or your daily walk. What 3d shapes can you find?– cube, cuboid, sphere, cone, cylinder pyramid... What do you notice about the shapes that you found? Which 3D shapes are most common?</p>	<p>Look through the 3D shapes photo power point: <a href="https://www.twinkl.co.uk/resource/t-t-4866-3d-shape-photo-powerpoint">https://www.twinkl.co.uk/resource/t-t-4866-3d-shape-photo-powerpoint</a></p> <p>Can you name the shapes by looking at the 3D objects? (Twinkl)</p> <p>Today go on a shape hunt around the house but can you sort your shapes? How can you sort your shapes? What do you notice as you sort your shapes? What is the same/different?</p>	<p>Sing 3D shape song. <a href="https://www.youtube.com/watch?v=2cg-Uc556-Q">https://www.youtube.com/watch?v=2cg-Uc556-Q</a></p> <p>Can you play a game with someone else in your house? You have one minute to hunt for as many .... Cubes/cuboids/spheres/cones/pyramids/ cylinder ... as you can. Swap places with your game mate. It is their turn to hunt the .... ? Can you keep a tally of how many shapes you each find? You will find a tally chart on twinkl: <a href="https://www.twinkl.co.uk/resource/t-n-2995-3d-shape-hunt-worksheet">https://www.twinkl.co.uk/resource/t-n-2995-3d-shape-hunt-worksheet</a></p> <table border="1" data-bbox="1706 829 1914 1060"> <thead> <tr> <th>3D Shape</th> <th>Tally Marks</th> </tr> </thead> <tbody> <tr> <td> Sphere</td> <td></td> </tr> <tr> <td> Cylinder</td> <td></td> </tr> <tr> <td> Cone</td> <td></td> </tr> <tr> <td> Cube</td> <td></td> </tr> <tr> <td> Prism</td> <td></td> </tr> </tbody> </table>	3D Shape	Tally Marks	 Sphere		 Cylinder		 Cone		 Cube		 Prism		<p>Play – can you find the 3D shape? <a href="https://www.twinkl.co.uk/resource/t-n-941-can-you-find-the-3d-shape-powerpoint">https://www.twinkl.co.uk/resource/t-n-941-can-you-find-the-3d-shape-powerpoint</a></p> <p>Can you play a game with someone else in your house? This game is called guess what I am. You have a 3D shape hidden in a bag/ behind your back. You have to describe the hidden shape to your partner, using your shapes properties. You are not allowed to look at your shape, neither is your partner. Your partner has only 3 clues. Then swap places. What am I? I have 6 faces. They are all the same shape. My faces are square. (I am a cube)</p>	<p>Sing 3D shape song. <a href="https://www.bing.com/videos/search?q=name+properties+of+3d+shapes&amp;ru=%2Fvideos%2Fsearch%3Fq%3Dname%2Bproperties%2Bof%2B3d%2Bshapes%26FORM%3dHDRSC3&amp;view=detail&amp;mid=A027996E860E73DF1AF1A027996E860E73DF1AF1&amp;rvmid=0F08E980570279FEC9690F08E980570279FEC969&amp;FORM=VDRVRV">https://www.bing.com/videos/search?q=name+properties+of+3d+shapes&amp;ru=%2Fvideos%2Fsearch%3Fq%3Dname%2Bproperties%2Bof%2B3d%2Bshapes%26FORM%3dHDRSC3&amp;view=detail&amp;mid=A027996E860E73DF1AF1A027996E860E73DF1AF1&amp;rvmid=0F08E980570279FEC9690F08E980570279FEC969&amp;FORM=VDRVRV</a></p> <p>Can you build a 3D shape using a net? Use 3D shape net template from on twinkl: <a href="https://www.twinkl.co.uk/resource/t-n-2545148-3d-shape-nets-ks1-activity-sheets">https://www.twinkl.co.uk/resource/t-n-2545148-3d-shape-nets-ks1-activity-sheets</a></p>  <p>Or if Printing off sheets is difficult</p> <p>Can you unpick a box that you are not using? This is called a net. What do you notice about the shapes of your net? Can you now put it back together again inside out?</p> <p>Can you name the properties of your shape?</p>
3D Shape	Tally Marks																
 Sphere																	
 Cylinder																	
 Cone																	
 Cube																	
 Prism																	
<b>Reading Skills</b>	<p>Reading a variety of books at home. Your child should, if possible, share a book every day. This can be reading a book aloud or sharing a book with an adult (story time).</p> <p>Discuss the book with your child. Talk about the characters, events and setting.</p>	<p>Reading a variety of books at home. Your child should, if possible, share a book every day. This can be reading a book aloud or sharing a book with an adult (story time).</p> <p>Watch Newsround and find out what is happening in the world. What did you find out? Is there anything you need help understanding?</p>	<p>Reading a variety of books at home. Your child should, if possible, share a book every day. This can be reading a book aloud or sharing a book with an adult (story time).</p> <p>Create a bookmark, perhaps you could choose characters from your favourite stories. A blank bookmark template can be found on twinkl: <a href="https://www.twinkl.co.uk/resource/t-c-747-editable-bookmarks">https://www.twinkl.co.uk/resource/t-c-747-editable-bookmarks</a></p>	<p>Reading a variety of books at home. Your child should, if possible, share a book every day. This can be reading a book aloud or sharing a book with an adult (story time).</p> <p>Complete a book review on one of the books you have read - what did you like about it? Would you recommend it to anyone? A template example is available on twinkl: <a href="https://www.twinkl.co.uk/resource/t-l-1069-book-review-writing-frame">https://www.twinkl.co.uk/resource/t-l-1069-book-review-writing-frame</a></p>	<p>Reading a variety of books at home. Your child should, if possible, share a book every day. This can be reading a book aloud or sharing a book with an adult (story time). <b>So why not challenge your child to read something around the house that isn't a book.</b></p>												

<p><b>Phonics</b></p> <p>Phonics play is now free! Username: march20 Password: home</p> <p>Resources can be printed off, completed using paper you have in the home or by just using the screen.</p> <p>Please remember the children are experts in phonics! If you are not sure ... they will be able to teach you 😊</p>	<p>Using <a href="https://www.phonicsplay.co.uk/">https://www.phonicsplay.co.uk/</a> play Flash Cards Speed Trial – you can select a small number of sounds to practice or go through them all!</p> <p>Have 1 minute to think of all the different ways we can write the ‘ai’ sound. Read the ‘ai’ phoneme spotter and underline/write all the words with the ‘ai’ sound. Can you identify which letters are making the ‘ai’ sound? Did you find all the different ways of writing the ‘ai’ sound? <a href="https://www.phonicsplay.co.uk/member-only/pdf/aiPhonemeSpotter.pdf">https://www.phonicsplay.co.uk/member-only/pdf/aiPhonemeSpotter.pdf</a></p> <p>Challenge: Can you write a sentence using all the different ways of writing the ‘ai’ sound?</p>	<p>Using <a href="https://www.phonicsplay.co.uk/">https://www.phonicsplay.co.uk/</a> play Flash Cards Speed Trial – you can select a small number of sounds to practice or go through them all!</p> <p>Read the ‘ai’ sorting words and identify how the ‘ai’ sounds have been written. Remember to use your robot arms when reading the words. Can you put them in the correct column? <a href="https://www.phonicsplay.co.uk/member-only/pdf/aiGrid.pdf">https://www.phonicsplay.co.uk/member-only/pdf/aiGrid.pdf</a> <a href="https://www.phonicsplay.co.uk/member-only/pdf/aiSortingWords.pdf">https://www.phonicsplay.co.uk/member-only/pdf/aiSortingWords.pdf</a></p> <p>Which way of writing the ‘ai’ sound do you think is the best guess/most common way of spelling the ‘ai’ sound? <a href="https://www.phonicsplay.co.uk/member-only/pdf/aiBestGuess.pdf">https://www.phonicsplay.co.uk/member-only/pdf/aiBestGuess.pdf</a> Show the best bet poster. Normally ‘a-e’, ‘ai’ is in the middle of words and ‘ay’ comes at the end of words.</p>	<p>Using <a href="https://www.phonicsplay.co.uk/">https://www.phonicsplay.co.uk/</a> play Tricky Word Trucks and any of the Phase 5 sections. Practice reading the words.</p> <p>Look at the words some, come and were. Can you see what is tricky about them? Some and come – the ‘o’ is making and ‘u’ sound and you don’t say the ‘e’. In were the ‘ere’ are making the ‘er’ sound.</p> <p>Play quick-write. Have 1 minute to write each word as many times as you can – remember to use your kinetic letters handwriting 😊</p> <p>Challenge – can you write the sentences Were you about to have some cake? Come and get some.</p>	<p>Write down all the different ways you can remember for writing the ‘ai’ sound. Did you find them all?</p> <p>Using the ‘ai’ sorting words challenge yourself to write 3 sentences. <a href="https://www.phonicsplay.co.uk/member-only/pdf/aiSortingWords.pdf">https://www.phonicsplay.co.uk/member-only/pdf/aiSortingWords.pdf</a></p> <p>Remember the more ‘ai’ word you use the better! Remember to use finger spaces, full stops and capital letters.</p>	<p>Using <a href="https://www.phonicsplay.co.uk/">https://www.phonicsplay.co.uk/</a> play Flash Cards Speed Trial – you can select a small number of sounds to practice or go through them all!</p> <p>Write down all the different ways you can remember for writing the ‘ai’ sound. Did you find them all?</p> <p>Choose one of your favourite story books. One you can read on your own or one an adult can read to you if they are not too busy! As you read listen for any ‘ai’ words you hear. Write them down and identify how the ‘ai’ sound had been written in that word by using your sound buttons. Remember a dot for a single letter making one sound, a line for a digraph or trigraph and a bridge for a split-digraph.</p>
<p><b>English</b></p>	<p><b>Weekly Spellings</b></p> <p>Look at the power point presentation and learn the new spelling rule. Practice reading the words using your robot arms.</p> <p>Complete the Look, Cover, Write, Check activity – if you cannot print this then ask an adult to write the words out for you to copy, turn over, write on your own and check.</p> <p>Extra Challenge Complete spelling word search. Can you write sentences using the spelling words of the week.</p> <p>Resources found on Twinkl: <a href="https://www.twinkl.co.uk/resource/t-l-526253-year-1-term-3a-week-1-spelling-pack">https://www.twinkl.co.uk/resource/t-l-526253-year-1-term-3a-week-1-spelling-pack</a></p>	<p><b>Character Description</b></p> <p>Draw a picture of a family member. Can you label your picture with adjectives to describe what they look like, their personality, what they are wearing and how they are feeling?</p> <p>Can you use these words to write descriptive sentences?</p> <p>You could complete this task in your book or use our character description template: <a href="https://www.twinkl.co.uk/resource/t-l-53913-character-profile-writing-template">https://www.twinkl.co.uk/resource/t-l-53913-character-profile-writing-template</a></p>	<p><b>Sentence editing</b></p> <p>Can you help Mrs Whoops to fix her sentences? Choose 2 sentences to read. Then copy a sentence, one word at a time, into your book. Can you correct the mistakes? Remember sentences need capital letters, full stops and finger spaces. Don’t forget to check that the spellings are correct and that the wording makes sense.</p> <p>Use the sentence editing power point: <a href="https://www.twinkl.co.uk/resource/ks1-fix-the-sentence-activity-mat-pack-t-l-527554">https://www.twinkl.co.uk/resource/ks1-fix-the-sentence-activity-mat-pack-t-l-527554</a></p>	<p><b>Postcard</b></p> <p>Plan who you are going to write your post card to. Think about what you want to tell them. This could be what you have been doing since you’ve finished school? How are you and your family keeping yourselves busy? Don’t forget to think about how to end your postcard.</p> <p>Can you design the front of a post card? <a href="https://www.twinkl.co.uk/resource/t-m-279-postcard-writing-template">https://www.twinkl.co.uk/resource/t-m-279-postcard-writing-template</a></p>	<p><b>Postcard</b></p> <p>Now that you have planned your postcard can you write it in your neatest kinetic letters.</p> <p>If you want to you could post your postcard to your family member or keep it show your teachers at school.</p> <p><a href="https://www.twinkl.co.uk/resource/t-m-279-postcard-writing-template">https://www.twinkl.co.uk/resource/t-m-279-postcard-writing-template</a></p>
<p><b>Topic/creative challenge</b></p>	<p><b>Create a card:</b></p> <p>Ask your child to design a card for someone in their family. It can be a birthday card, thank you card or a card to tell someone how much they love them! You could even go for your daily exercise and send it to someone special. I am sure it would make their day! 😊</p>	<p><b>Self portrait:</b></p> <p>Ask your child to think about which materials they use to draw? Can they find different materials around the house to help? You could use paint, pencil crayons, felt tips, pen, pencil, collage (old magazines) or maybe half a picture of yourself and complete the other half.</p>	<p><b>Create a booklet all about the family:</b></p> <p>Can they name the people in their family and write sentences about them? Who are they? What do they call them? What do they like or dislike? Why are they special to them? Maybe they could get a photograph or draw a family member before they write about them</p>	<p><b>Make a cake or some biscuits with an adult</b></p> <p>Make a simple cake or biscuit recipe. What did you make? How did it taste? Ask a family member to review your product, how would you improve it next time?</p>	<p><b>Play a board game</b></p> <p>Play a board game with a family member. Which learning animals did you need to be?</p>

			<a href="https://www.twinkl.co.uk/resource/t-or-180-part-of-the-party-my-family-scrapbook-activity-booklet">https://www.twinkl.co.uk/resource/t-or-180-part-of-the-party-my-family-scrapbook-activity-booklet</a>		
<b>Extension Questions:</b>	<p>What other 3D shapes can you name/find? What makes a 3D shape? Do all cubes, cuboids, cylinders... look the same? Can you think of any other everyday objects that are cylinders, cubes, cones... ?</p>	<p>Complete the sentences to describe the model.</p> <p>There are ____ cuboids.  There are ____ cylinders.  There are ____ pyramids.  There are ____ cubes.</p>  <p>Build your own model using 3-D shapes and ask a partner describe it.</p> <p>Use 3d shapes to build a tower. Which are the best shapes to put at the bottom of your building? Why? Which shapes can only go on the top? Can you use any of the shapes only in one orientation?</p>	<p>Name the missing shapes in each pattern.</p>  <p>Go and find your own 3D shapes. Can you make a repeated pattern with these shapes? Can you explain your pattern to an adult?</p>	<p>Go and find 3 3D shapes. Which is the odd one out? Why do you think this? What is the same about the shapes? What is different? How can you test to see if your shapes roll/ stack? What is the same about these shapes?</p>	<p>Can you go and find a 3D shape that has a circle face? Can you go and find a 3D shape that has a square face? Can you go and find a 3D shape that has a rectangle face? Can you go and find a 3D shape that has a triangle face? What is the name of the shape you have found? Can you name any other properties on your shape?</p>
<b>Additional Learning Resources</b>	<p>Have you visited Times table rockstars recently? Your child's login details should be in the front cover of their red home-school communication book.</p> <p>Collins books have given parents free access to Big Cat ebooks. The link is - <a href="https://collins.co.uk/pages/big-cat-ebooks">https://collins.co.uk/pages/big-cat-ebooks</a>  You need the following: Username: <a href="mailto:parents@harpercollins.co.uk">parents@harpercollins.co.uk</a> Password: Parents20!</p> <p>Pearsons are giving 90 days free access to resources on line such as bug club. So that parents and teachers can access these resources to support their children. The link is - <a href="https://www.pearson.com/uk/educators/schools/update-for-schools/primary-support.html">https://www.pearson.com/uk/educators/schools/update-for-schools/primary-support.html</a></p> <p>Vooks is an animated story book website. Get one month free at - <a href="https://www.vooks.com/">https://www.vooks.com/</a></p> <p>Share a story about families:  Owl babies.  The large family stories.  Fairy tales such as 'the 3 bears'.  The family book by Todd parr.  Where the wild things are.  Dogger.  I love you to the moon and back.  Guess how much I love you?  We're going on a bear hunt.  Elmer.  Not now Bernard.  The Tiger who came to tea.  Funny Bones stories.  Meg and Mog stories.</p>				