





*Our theme this week is: My Family*

Year: 3  Week 2	Monday	Tuesday	Wednesday	Thursday	Friday
<p><b>Maths</b></p> <p>For even more Maths work, look at the Moulton Primary School twitter page and follow the link to the daily Maths lesson from Gareth Metcalfe.</p>	<p><b>Practise your times tables using <a href="#">Hit the Button</a>.</b></p> <ul style="list-style-type: none"> <li>Revisit your thought bubble from last week where you recorded what you know about Angles and Turns. Can you add any more information to it now? What else do you know?</li> </ul> <p>Today we are going to think about lines!</p> <ul style="list-style-type: none"> <li>Can you explain the following vocabulary? Horizontal, Vertical and Diagonal.</li> <li>Draw a range of horizontal, vertical and diagonal lines on your page. Can you use a key and circle each line in a colour based on their orientation?</li> <li>Can you use a ruler to measure the length of each of your lines in cm and mm?</li> </ul>	<p><b>True or false</b></p> <p>There are capital letters other than E, H and T that have only horizontal and vertical lines. True or false? Explain why... prove it! Show me!</p> <p>Watch the <a href="#">video clip</a> on Parallel, intersecting and perpendicular lines.</p> <p>Now separate your page into three parts and practice drawing lines which are Parallel, Intersecting and perpendicular. (Remember to use a ruler!)</p> <p>Then look around the room in which you are working. Make a list of where you can see parallel lines. Reading through your list... What do you notice about these objects?</p>	<p>Let's begin by exploring multiples to practise your times tables. Play a few rounds of <a href="#">Coconut Multiples</a>. Can you spot the multiples of 3, 4 and 8?</p> <p>We know lines create shapes ... Can you draw, label and explain the properties of all the 2D shapes you know. (Check your shapes using this <a href="#">word mat</a> once you have finished).</p> <p>Now think about the world around us... Can you record where you might find these shapes? Think about the natural world... animals, plants, habitats, landscapes.</p>  <p>Play a <a href="#">game sorting shapes</a> based upon their properties. Select a question from the menu related to a 2D shape (for example ... Is it a triangle?) Then sort the shapes as they appear. Once you check your answers, think ... What did you notice about the shapes? What was the same? What was different?</p>	<p>Let's start with a challenge ... How many shapes can you create using 4 triangles? Explanation and rules of the game found <a href="#">here</a> online at nrich. How many different shapes did you create?</p> <p>Question time ... What is the difference between a 2D and 3D shape? Explain in as much detail as you can.</p> <p>Can you name any 3D shapes? Record them! Refer to the <a href="#">shape word mat</a>. Discuss what you notice about the shapes and where you might be able to find some of these in your home.</p> <p>Play a <a href="#">Matching game</a> - Can you read the clue to describe the properties of a 3D shape and find the picture to represent this?</p>	<p><b>Practise your times tables using <a href="#">TTRS</a></b></p> <p>3D shapes</p> <p>Let's remind ourselves of the 3D shapes using this <a href="#">PowerPoint</a>. Can you answer the question using your knowledge of the shape and their properties?</p> <p>Now let's construct. Have a go at making some 3D shapes of your own. You could use construction toys (such as Lego, Knex etc) or make shapes using <a href="#">paper nets</a> or junk modelling through the use of recycling materials etc.</p> <p>Take a photo of your shapes once complete. Can you label the shapes features? Key Vocabulary – Edges, Faces and Vertices.</p>
<p><b>Reading Skills</b></p>	<p>Read a few pages or a chapter of the current book you are reading.</p> <ul style="list-style-type: none"> <li>Draw a picture to help you summarise what has happened so far.</li> <li>Compare to your summary last week. Whether you are reading the same text or a new one. Discuss with a family member, what was the same? What was different?</li> </ul>	<p>Take a look at <a href="#">BBC Newsround</a> online and read an article of your choice.</p> <ul style="list-style-type: none"> <li>Record the title, date the article was published and why you chose to read it.</li> <li>Bullet point the key ideas.</li> <li>Identify any unfamiliar words, can you find out and record their meaning?</li> </ul>	<p>Listen to a <a href="#">live story</a> by David Walliams.</p> <ul style="list-style-type: none"> <li>Summarise the events which occurred.</li> <li>Now create a list of 5 questions you would like to ask David Walliams about the story you heard to find out more information about the characters, setting or plot.</li> </ul>	<p>Read a chapter or selection of pages from your book to another family member and ask them to predict what might happen next? Do you agree or disagree? Why?</p>	<p>Read another chapter of your current book.</p> <ul style="list-style-type: none"> <li>Choose one of the characters in your book.</li> <li>Explain ... How they feeling at this point in the story? What are they thinking and why?</li> </ul>

<p><b>English</b></p>	<p>Go on a family walk and take photographs of your experience. When you return review your photographs and record a recount of the adventure retelling the events in chronological order. Explaining who, what, why, when and how.</p> <p>Key Questions...</p> <p>Can you describe in detail the different environments you saw in sequence? What happened when you were there? How did you feel and why? What did you enjoy the most?</p> <p>Writing Checklist – Can you include the following in your recount.</p> <ul style="list-style-type: none"> <li>• Punctuation,</li> <li>• Paragraphs</li> <li>• Fronted adverbials (<a href="#">Word mat</a> with a focus on time/place),</li> <li>• Past tense,</li> <li>• Exciting adjectives,</li> <li>• Verbs and adverbs,</li> <li>• Conjunctions,</li> </ul>	<p>Edit and Improve</p> <ul style="list-style-type: none"> <li>• Read through the recount you wrote yesterday.</li> </ul> <p>Now let's see if you can edit and improve your writing ...</p> <ul style="list-style-type: none"> <li>• Use a dictionary (paper or online) or <a href="#">word mat</a> to check your spelling.</li> <li>• Does your story make sense? Did you record the events in chronological order?</li> <li>• Did you include all of the features in the checklist? Are there any which you could now add?</li> </ul> <p>Can you find different colour pencil or pen to add your edits/ improvements to your work? Just like in class when we use our Purple pens (But you could choose any colour at home).</p> <p>To finish write a reflection ... draw a thought bubble (or use a post it) and record your thoughts of your edited work. What are you most proud of?</p>	<p>Become a News reporter.</p> <p>Create a list of questions to ask a family member in an interview. You will use this information to create a fact file on the individual.</p> <p>Try to use a variation of questions. Ask questions to gain information about themselves and also their thoughts on the world around them. Remember to use your question starters ... What, Where, Who, When, Why, How.</p> <p>Can you create a fact file to summarise your findings.</p>	<p><u>SPAG</u></p> <p>Review term 2B week 3 spellings on our school website. Focusing on the spelling rule - Adding the prefix bi- (meaning 'two' or 'twice') and Adding the prefix re- (meaning 'again' or 'back').</p> <p>Now choose 5 of the spelling words to practice. Why not see how many times you can write each word in a minute? Remember though, they must be spelt correctly!</p> <p>Can you write a sentence using each of your chosen spellings?</p> <p>Edit and improve – How can you make your sentences even better? For example, can you add a fronted adverbial, exciting adjectives or a conjunction to extend?</p>	<p>Plan to have a family movie night! (You will need to agree this activity and a possible 'Movie Night' date with your parents).</p> <p>Each member of the family can choose a film they would like the family to watch at Movie night, ready for a family vote.</p> <p>Can you write an advert to convince your family members that your movie is the one to choose?</p> <p>Remember to include your persuasive advertising techniques!</p> <ul style="list-style-type: none"> <li>• Rhetorical questions,</li> <li>• Snappy sentences,</li> <li>• Persuasive list of three,</li> <li>• Adjectives,</li> <li>• Slogan,</li> <li>• Make it bold, colourful and eye catching with some illustrations.</li> </ul>
<p><b>Topic/creative challenge</b></p>	<p><b>Let's create!</b></p> <p>Create a piece of family handprint art... You must include everyone's print in your household.</p>  <p>There are lots of ideas out there, take a look and plan your masterpiece. You might...</p> <ul style="list-style-type: none"> <li>• Trace your hand and fill it with drawings of your favourite things,</li> <li>• Make a collage of your handprints,</li> <li>• Create an abstract handprint doodle,</li> <li>• Trace, colour and layer your prints on top of one another by size and label.</li> <li>• Paint your hands and print onto paper.</li> </ul>   <p>Take your pick and let the fun begin!</p>	<p><b>Raid your recycling and get crafty!</b></p> <p>Can you create a family member using junk modelling? This could be of a person or pet.</p>  <p>Can you make any moving features? (In March, we created flaps, levers and springs in design technology ... maybe you could include some of these on your model).</p> <p>After you have completed your model, can you create a reflection? Write two stars and a wish.</p>	<p><b>Indoor family scavenger hunt!</b></p> <p>Each person who would like to play needs to collect the following items (see below). Agree how long the hunt will last and off you go! Once the time runs out compare the items collected. What did you notice? Did you think of that? Can you explain why you chose ...?</p> <p>Can you find...</p> <ul style="list-style-type: none"> <li>• Your favourite toy or gadget,</li> <li>• A book with a superhero in it,</li> <li>• An object which creates a sound,</li> <li>• A Lego brick,</li> <li>• A Rainbow,</li> <li>• Something square,</li> <li>• A book which is a Fiction text,</li> <li>• Something shiny,</li> <li>• Something that makes you smile,</li> <li>• A picture or photograph of someone you love,</li> <li>• A piece of fruit, just in case you get hungry later!</li> </ul>	<p><b>Be Active:</b></p> <p>... Time to go in the garden!</p> <p>Begin by playing a game of rock, paper, scissors with your family. Moving your body to represent the rock, paper or scissors. Remember to say the phrase before showing your action.</p> <p>Now let's use your imagination... Can you create a game to practise aiming at a target?</p> <p>You might create the game yourself to share with your family or you might work together to create it. Think about what skills you would like to use ... jumping, kicking, throwing, rolling, balancing etc. You may want to use some equipment to help create your game ... such as a ball, hoop, skipping rope, chalk, plastic bottles (to use as skittles or cones?)</p> <p>Once the game has been created enjoy playing it together.</p>	<p><b>Play show and tell...</b></p> <p>Ask each member of your family to choose a special object from within your home to share for show and tell.</p> <p>Can you explain the object you chose and why it is important?</p> <p>What did you learn about each other?</p> <p>*If you want to add an additional feature to this activity you could make a prediction of what you think each person may choose before they go to select their object. Were your predictions accurate?</p>

<p><b>Extension Questions:</b></p>	<p>Create a fronted adverbials dice using paper (you may wish to use the following <a href="#">template</a>).</p> <p>Add a fronted adverbial onto each of the cubes faces. Then cut it out, fold and attach the tabs together.</p> <p>Roll the dice and say aloud the fronted adverbial. Can you complete the sentence? Repeat.</p> <p>You could always record some of the sentences you have created in your English book?</p>	<p><b>Practise your 3 and 5 times tables by playing <a href="#">Daily 10</a></b>, you will need a pencil and paper to record your answers. Once you access the website by following the hyperlink, select Level 3 and multiplication, then choose x3 or x5 each round. If you would like to challenge yourself further you could select a mixed set of tables. Set your time to 7 seconds and go!</p>	<p>Maths Extension <a href="#">Hidden shape challenge</a> ... How many shapes do you see?</p> <p>Can you create your own hidden shape picture using a rectangle? How many rectangles can you hide within the image?</p>	<p>Extension of your physical activity outside ... Can you create a list of instructions to explain how your game works?</p>	<p>It is time to reflect on this week ... Can you complete a diary entry to summarise your week? Download the weekly template <a href="#">here</a>. If you are creating a time capsule journal during the Coronavirus pandemic ... you might want to stick this in, to remind you of this time in years to come.</p> <p>Once complete share with a family member and discuss what your most memorable moments of this week were and why.</p>
<p><b>Additional Learning Resources</b></p>	<p>MPS twitter page is updated daily with ideas and activities that can be done at home- including links to daily maths lessons from Gareth Metcalfe and White Rose.</p> <p>PE with Joe Wicks- daily on the body coach YouTube channel</p> <p>Maths games – Times Tables Rock Stars Log in - <a href="https://play.ttrockstars.com/auth/school/student">https://play.ttrockstars.com/auth/school/student</a> Times tables games - <a href="https://www.topmarks.co.uk/maths-games/7-11-years/times-tables">https://www.topmarks.co.uk/maths-games/7-11-years/times-tables</a> Place Value - <a href="https://www.topmarks.co.uk/maths-games/7-11-years/place-value">https://www.topmarks.co.uk/maths-games/7-11-years/place-value</a> Number fact families games to practice calculation - <a href="https://www.topmarks.co.uk/number-facts/number-fact-families">https://www.topmarks.co.uk/number-facts/number-fact-families</a></p> <p>Go Noodle provides brain break and yoga videos for children- these are used regularly in school so children will be familiar with these.</p> <p>Cosmic Kids Yoga on YouTube- lots of yoga videos based around books that the children know.</p> <p>All stories are free to stream on your desktop, laptop, phone or tablet. <a href="https://stories.audible.com/start-listen">https://stories.audible.com/start-listen</a></p> <p>Audio books for children by David Walliams <a href="https://www.worldofdavidwalliams.com/elevenses-catch-up/">https://www.worldofdavidwalliams.com/elevenses-catch-up/</a></p>				