

Moulton Primary School Newsletter

Friday 17th May 2024



The Classroom News

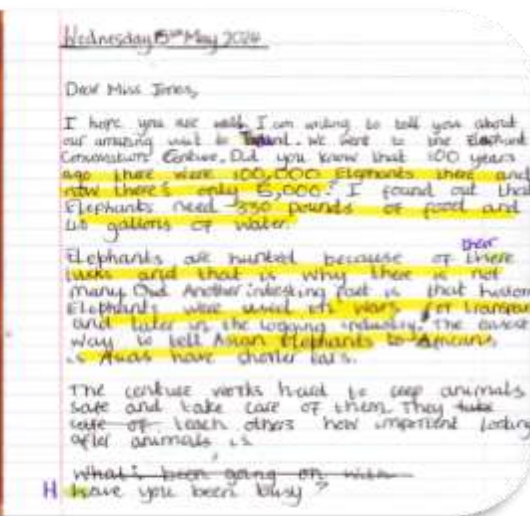
Year 2 Science

Year 2 started their new science unit this week and have begun learning all about plants. They have been finding out about the process of germination and what seeds need to survive and thrive. They have all planted their own cress seeds and will be keeping a 'Germination Diary' to track the progress of their seeds. Keep your eyes peeled for the results!



Year 3

Year 3 have been on a journey around the world with our writing. We have used the book Atlas of Adventures to inspire our writing and we have already produced some wonderful pieces. We have written emails, letters, diaries and setting descriptions. We have loved reading about all the different locations and it is obvious in the writing we have produced.



Year 6 – SATs



This week, our Year 6 children completed the end of Key Stage 2 statutory assessments. The assessments, used to measure school performance and to make sure individual pupils are being supported in the best way possible as they move into secondary school, are an important part of the final year of primary. The children have worked so hard over the past few months to ensure they are well prepared; they approached the week with a calm, determined attitude and we have been extremely proud of their resilience.

Thank you to the Year 6 team for all of their efforts in preparing the children, to parents for their support with home learning and revision, and finally to the kitchen team for preparing the delicious breakfast every day this week – great team work everyone!

The School News

Maths – a celebration!


Over the past couple of years, we have been working with an external maths consultant from the Herts for Learning team to implement an updated approach to the teaching of maths. This has meant that staff have been developing their understanding of strategies for calculation and deepening their subject knowledge to improve children's outcomes.

I am delighted to share that following a recent visit from our consultant, photographs of our children's maths calculations have been used in training with other schools. This is a fantastic acknowledgement that the work we've done has been successful; we are immensely proud of both the children and the staff for this and will continue to build on this success in the future.

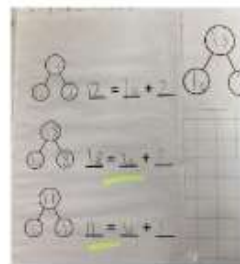
Here are some examples of the calculations we have embedded:




Pre formal calculation stages.



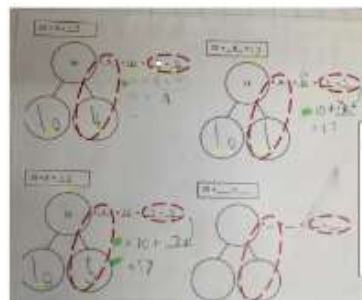
Part whole relationships.
Within 10
1LS6 step 1



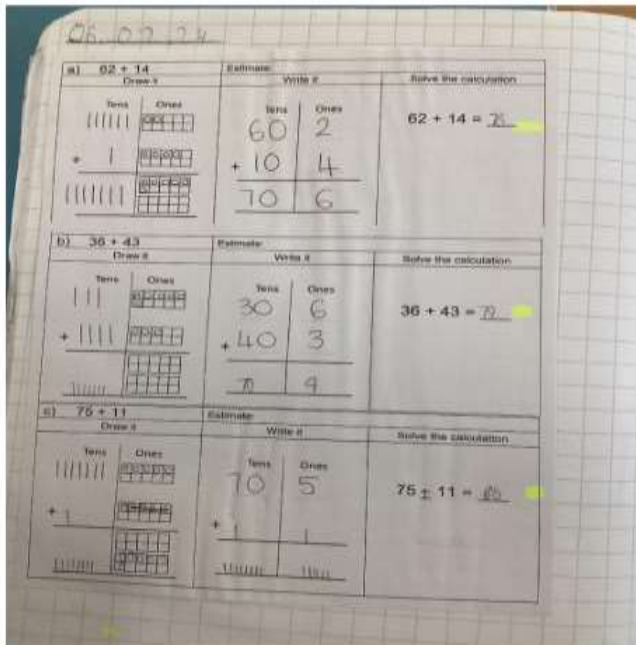
Part whole relationships.
Greater than 10
1LS10 step 2



Mental addition.
Think 10,
regrouping
second addend
1LS17 step 2



Mental addition.
Think 10,
regrouping a
two-digit
number
1LS17 step 4



More information about our approach maths learning can be found on the school website here:

<https://www.moultonprimaryschool.co.uk/our-curriculum/subjects/maths/>

Have a lovely weekend everyone,

From Miss Darby

Spelling Shed

Every week, one of our homework expectations is that children log in to their Spelling Shed account at home and play the games set by their teacher. The website can be accessed using this link: <https://play.edshed.com/en-gb>

Every week, the child with the highest 'Shed Score' in each class receives a certificate to celebrate their efforts in the Family Assembly on Friday. This score reflects the points earned for the current week's assignment set by the teacher.

Here are the highest scoring classes in school:

Top Spelling Shed Groups

#	Group	Score
1.	5 Crick	224,959,556
2.	2 Spencer	82,447,075
3.	5 Tull	76,047,884
4.	3 Crick	43,812,710
5.	1 Crick	43,783,087
6.	2 Tull	25,061,328
7.	2 Crick	20,934,830
8.	1 Tull	20,543,848
9.	5 Spencer	17,996,009
10.	4Crick	11,872,516



If your class didn't make it to the Top 10, set yourselves the challenge to get to the top next week. 😊

Times Tables Rock Stars

Using TTRS is part of our homework expectation for children in Years 2 – 6; every week we will celebrate the most active classes and most improved users of the week who will be presented with a certificate in the Family Assembly. We recommend a “little and often” approach; spending a few minutes a day, 4 or 5 times a week is a good target.



Here is a reminder of the different games modes:

What are the different Game Modes?	
Single Player	
Jamming 4 or 8 coins/correct answer	The only game mode without a timer, players choose the table and operation (x or + or both) they want to practise. Answer 10, 20 or 30 questions.
Gig 10 coins per correct answer	Gig games last 5 minutes and contain up to 100 questions, which come in 'waves', starting with the 10s, then the 2s, 5s, 3s, 4s, 8s, 6s, 7s, 9s, 11s and 12s. Novices are not expected to get past the 5s. Gigs provide the child (and their teacher) with a simple measure of their current skills, which is why learners should concentrate fully for the whole Gig as they won't get another try until next month.
Garage 10 coins per correct answer	Players are given a personalised set of 6 multiplication questions (and their matching division questions) in each round. The questions they get keep adjusting to provide the best fit for every learner's needs. This is probably the best game made for improving their recall while they're still learning.
Studio 1 coin per correct answer	Here your child earns their Rock Status, which is based on their Studio Speed. The faster they are, the better their status. Studio Speed is the average of their most recent 10 Studio games. Suitable for confident players.
Soundcheck 5 coins per correct answer	Soundcheck games ask 25 multiplication questions (up to 12x12), allowing 6 seconds for each question. Suitable for confident players.

These are the stats for this week in school. The colours indicate our families (yellow is Crick, red is Spencer and green is Tull). As you can see from all of the red on the top users chart below, it's been a great week for Spencer! Come on Tull, can you take the lead next week?

Class	% of the class active this week
2 Crick	23%
2 Spencer	16%
2 Tull	26%
3 Crick	17%
3 Spencer	41%
3 Tull	27%
4 Crick	83%
4 Spencer	74%
4 Tull	34%
5 Crick	75%
5 Spencer	23%
5 Tull	45%
6 Crick	4%
6 Spencer	18%
6 Tull	4%

Year Group	Most improved user of the week	Number of coins earned
2	Ekkamveer 2 Spencer	595
3	Dawson 3 Spencer	2353
4	Charles 4 Crick	6634
5	Evelina 5 Crick	516
6	Jess 6 Spencer	206

Moulton Village Festival

FOMPS will be in the school playground at the front of the school during the Moulton Festival. We will be there this Saturday (18th May) from 10am - 2pm and would love to see you there!

This year we will be running some **competitions** for the children. There will be 3 categories, 50p per entry, enter as many as you like! Bring your entry and payment on Saturday, just make sure it is with us and ready for judging at 1pm. We can't wait to see your creative side! Winners will be chosen in Reception/KS1 and KS2. The categories are :

- Draw or paint a Spring picture - be inspired by something to celebrate Spring!
- Garden on a plate - on a plate and use moss, bark, soil, small stones, twigs etc to make a mini garden. Mini mirrors make great little ponds and little figures or animals could really bring it to life!
- Cardboard sculpture - let your imagination go wild, make us a cardboard model our judge will love!

Come and get a drink, cake, sweets and light refreshments from our **refreshments stall** - we will have seating and tables under our marquee!

Try your hand at one of **games stalls** - will you and your family win a prize!

Are those school uniforms starting to look a little small? Stock up on school uniform from our **pre-loved uniform stall**. We will be selling good quality used uniform for bargain prices! (Jumpers/cardigans/ fleeces £3 each, Polo t-shirts £2 each, unbranded items (trousers, skirts etc) only £1 each)

(We will be able to take both cash and card payments on the day!)

We also have the fabulous and award - winning **Your Cool ice cream** joining us in the playground. Come and try some delicious local artisan ice cream in the sunshine (fingers crossed)

We can't wait to see you there!

Team FOMPS

Dates in the Diary

DATE	YEAR GROUP	EVENT	TIME
20th May	Year 4 - 6 Singing Heroes	The Big Sing - Royal and Derngate	6.30 - 9pm
20th May	Year 3	Hockey Competition	After school - 5.40pm
23rd May	Year 6	Transition Event	Normal School Day hours
3rd June - 7th June	Year 6	Residential	Arrival by 12.30pm. Collect 4pm
10th June	Whole school	Maths Morning	On arrival to school - 9.30am
10th June	Year 2	SATs Week	

11th June	Year 2	School Trip - Brixworth Country Park	Normal School Day hours
12th June	Year 5 and 6	Sports Day	9.15 - 11.45
14th June	Year 3 and 4	Sports Day	9.15 - 11.45
17th June	Year 2	SATs Week	
19th June	Year 1 and 2	Sports Day	9.15 - 11.15
20th June	EYFS	Story Time	2.45pm
23d June	Year 4 Strictly Juniors	Strictly Juniors	2:00 PM
23d June	Year 6 Strictly Juniors	Strictly Juniors	6:00 PM
26th June	EYFS	Sports Day	9.15 - 11.0
27th June	Year 2	Storytime	2.45pm
8th July	Whole school	Transition Day	Normal School Hours
8th July	Whole school	Meet your child's new class teacher	3.30 - 4.15pm
10th July	Whole School	Summer Spectacular	3.30 - 4.30pm
16th July	Year 6	Leavers Production	
17th July	Year 6	Leavers Production	6:00 PM
17th July	Year Reception - Year 5	Summer Fun	3pm - 5pm
18th July	Year 6	Leavers Party	5 - 7pm
19th July	Year 6	Leavers Assembly	2:00 PM

Moulton Village Festival Competition

for kids!

The best bower wins a prize!

Create a beautiful bower to decorate this year's May Cart!

Bring it to the public gardens on Saturday 18th May at 9:45am for the crowning of the May Queen.

Why not enter the fancy dress parade too?
Go to moultonfestival.co.uk for more info.



Make a May Bower

Tips:

- Adult supervision required- take care of sharp thorns and scissors, and be aware of poisonous plants and bird pool
- Make your bower on Friday after school or on Saturday morning, store it somewhere cool and spray it with water to keep it fresh.

You will need:

- 2 wire coat hangers
- Garden wire or string
- Greenery and flowers (shop bought or from your garden)
- Scissors or secateurs
- Decorative ribbons (optional)
- Tiny morris man (optional)



Bend the coathangers into circles and secure them with wire, string or tape as shown. Hang the bower from a chair or clothes airer etc to make it easier to work on...



Start winding greenery onto the frame, securing it with wire or string. Aim to cover the frame- Action Morris Man has added horizontal sections but you don't have to...



Next add flowers or blossom, and ribbons if you want to- Get creative! After the May Queen is crowned a morris dancer will hang your bower on the May cart. You can collect your bower after the carnival parade to re-use.

Children's May Bower Competition

Keep tradition alive by making a bower to decorate our lovely May cart



Be there or be SQUARE!

The May Queen chooses her favourite

9:45am in the Public Gardens on Festival Saturday

Sweets for all entrants!