

Year 1 Knowledge Map

PE

Our P.E. sessions will take place on a Tuesday and a Wednesday. Please come to school dressed in your PE kit.



Practice reading and spelling these tricky words (don't forget to visit Spelling Shed too).



said
all
my
by
come
some
like



Key Dates

- 8th November - School Photos
- 28th November (9:00- 9:30am) - I Spencer phonics workshop (parents invited)
- 29th November (9:00- 9:30am) - I Crick phonics workshop (parents invited)
- 30th November (9:00- 9:30am) - I Tull phonics workshop (parents invited)
- 5th December (2:15pm) Christmas Crafternoon (parents invited)
- 6th December - Christmas film night 3-5pm
- 13th December - School Panto Trip to the Deragate
- 18th December (2:45pm) - Year 1 Christmas performance to parents (hall)
- 19th December - Christmas Dinner/Jumper Day
- 20th December - Mufti




English

We will start the half term by exploring the story of 'Stanley Stick'. We will be learning how to create labels and will begin to create single clause sentences to describe what is happening in the story.




Then we will explore Gruffalo Crumble and will begin to

extend our writing further using the conjunction to extend our sentences.



On the exciting run up to



Christmas we will be learning the story of 'The Jolly Postman'.



In Maths this term we will be exploring how to make the number 10 in multiple ways by using ten frames, part whole models and counting on strategies.


First, we will be using ten frames to work out how we can regroup counters to make numbers to 10.



Regrouping to make 5



Maths



Can you practice how you can use your Part whole model? We will continue to work out the missing gaps (subtraction) between the whole and part.

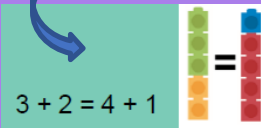


Counting on is another strategy we will be exploring. We will begin to explore how we can count on from any given number. For example $7+2=9$.



The children will use the part whole model and ten frames to work out addition questions such as $6+3=9$

Equality and Balance




Year 1 Knowledge Map

Find out more

Science

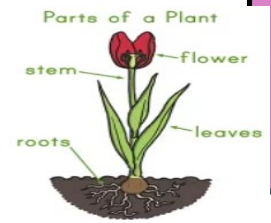


Have you been to a woodland? What did you see?




Key Vocabulary to learn

- Deciduous - trees that lose their leaves.
- Evergreen - trees that keep their leaves.
- Trunk - main woody stem of tree.
- Bark - protective outer covering of tree.
- Branch - part of tree that grows out from trunk.
- Bud - growth on a plant that becomes a leaf, shoot or flower.



Geography

We will be learning all about the equator and the North and South Poles. We will then be discovering where we can find hot and cold areas of the world.



Learn about the 7 continents by clicking on the QR code.



Vocabulary

- ocean
- continent
- polar
- atlas
- vast
- azure
- rotated
- expanse






Religious Education

We are learning that all around the world people celebrate in different ways. We also learn that Christians celebrate the birth of Jesus. He is important as Christians believe he is the son of God.



Art

We will be exploring colour using paint. We will explore the primary colours with a particular focus on our brush techniques. The artist Piet Mondrain will be investigated too.



PSHE

How can we celebrate differences?
How can we include everyone?
We will explore our similarities and differences and celebrate what makes us unique in our world.



Computing

We will continue to explore and develop our mouse skills, keyboard skills when using technology. Try your keyboard skills at home by clicking on the QR code.

