


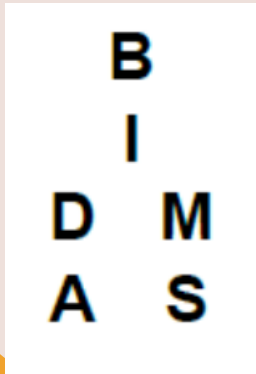
Year 6 Knowledge Map – Term 3

Maths



Log in to battle for your band! It is recommended that you should be using TTRS at least one hour per week!

This term, we will be building on our knowledge of the four operations, initially focusing on written methods for division. Then, we will be learning about the order of operations.



Scan here to learn about the order of operations!



Can you find the missing digits?


$$\begin{array}{r} 6 \cdot \square \\ 4 \overline{) 2 \square \cdot 2} \end{array}$$

Scan for online resources to help revise written methods for division!



English

Through exploring 'Arthur Spiderwick's Field Guide to the Fantastical World Around You', we are going to be writing non-chronological reports based on our own mythical creatures. Could you have a go at drawing your own mythical creature and writing a non-chronological report about it?



Scan to look at some of the mythical creatures from the text.





Scan for access to the maths games that we play in lessons!

This term, our unit is 'Dreams and Goals'. Within this sequence of lessons, we are going to be looking at our strengths and setting goals for the future.

PSHE

Homework Reminder

Don't forget to do your weekly homework activities, including Times Tables Rockstars and Spelling Shed!



Spelling – Learn these statutory spellings and try to use them in your writing.

- | | | | |
|-------------|------------|-------------|-----------|
| harass | individual | lightning | muscle |
| hindrance | interfere | marvellous | necessary |
| identity | interrupt | mischievous | |
| immediately | language | leisure | |

Scan for access to Spelling Shed games!

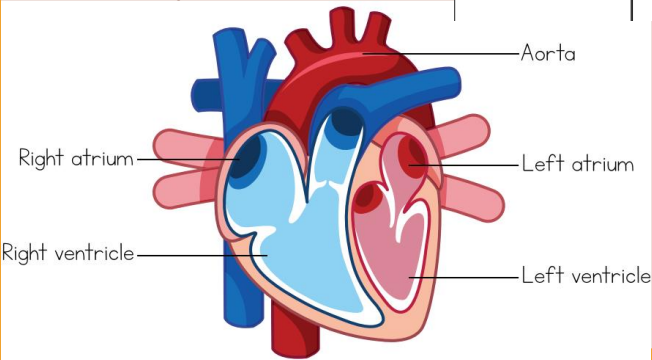
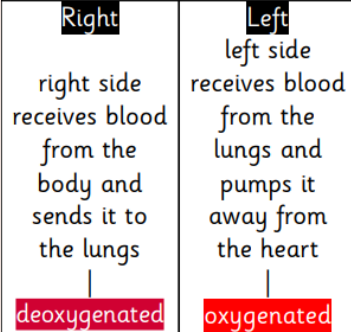


SCAN ME

This term, we will be learning about the human body, beginning with the circulatory system and progressing onto the digestive system.

Science



Follow this link to find out more about the human body



In Art, pupils will create a simple one-point perspective drawing and use selected parts to create a printed image, inspired by the work of Patrick Hughes

Art

Scan this to see examples of work by Patrick Hughes



Vanishing point – the point in the distance at which parallel lines appear to meet.



Perspective – the art of creating an effect of depth and distance in a picture.



Illusion – when something seems to exist but in fact does not or seems to be something that it is not.



batik – a method of creating patterns on cloth using hot wax.



Tjanting tool – a tool like a pen used in batik.



Resist art – where a substance such as wax is applied to a surface in order to resist paint or dye.



Religious Education

This term, we are going to explore the concept of eternity through the beliefs of Christianity. We will consider what the Bible tells us about life after death and start to make links between these Christian beliefs and our own views.



Click this link to learn more about Christianity!



OLDHAM ATHLETIC AFC

Physical Education

In PE this term, we are going to work our sending and receiving skills, using various sized balls, beanbags and hoops!

Use this link to try a sending and receiving activity from Oldham Athletic!



Design Technology

Pupils will learn how to cook foods that are often pre-made and processed. They will learn and apply techniques to make dishes designed to help improve energy levels, mood and future health.

Learn how to cook pasta with Jamie Oliver!



Pasta with tomato sauce

Sauté – to cook over heat, in fat or oil.



Dice – to cut food into small squares.

